

Optimize Your Energy Efficiency with the PEL100

**Control your consumption,
manage your energy spending
and monitor your network**



**Power
and Energy
Loggers**

**With their ergonomic design suitable for all types of cabinets,
the PEL loggers provide all your power and energy measurements
simultaneously.**

- Single-phase, split-phase and three-phase installations
- Installation without cutting off the mains power supply
- Harmonic analysis up to the 50th order
- Bluetooth, Ethernet and USB Communication
- Automatic recognition of the sensors connected
- Recording on SD card
- Real-time communication with a PC and analysis with the PEL Transfer software

www.pel100.com

**IP
54**

1000 V CAT III



For economical, sustainable buildings, improve your energy efficiency

In the context of a worldwide initiative to protect the environment, Europe has set itself the target of reducing energy consumption by 20%. Today, industry and the building sector account for more than 50 % of energy consumption. It is therefore crucial to optimize energy consumption if we are to fulfill the regulatory requirements.

The PEL 102 and PEL 103 loggers are power and energy measurement loggers for all electrical installations. The measurements are performed with 3 current sensors and voltage inputs.

They can be used to view all the electrical parameters and to take advantage of

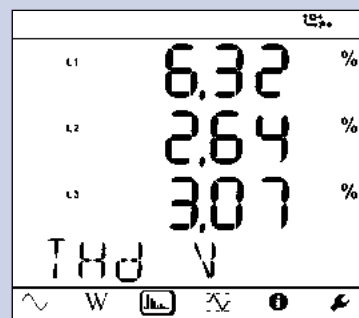
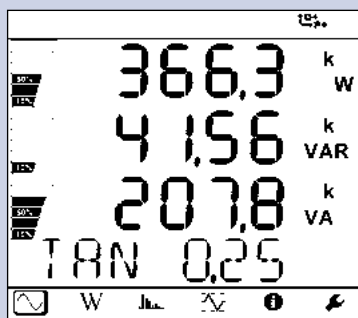
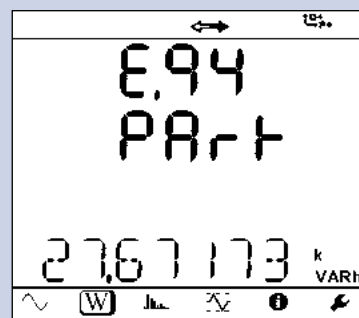
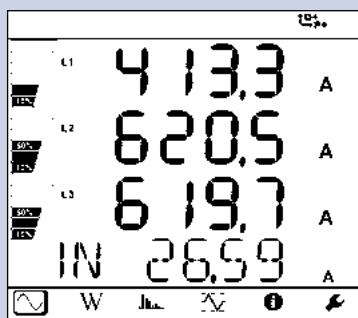
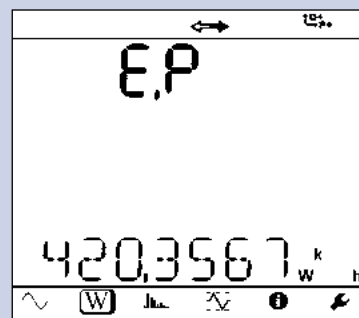
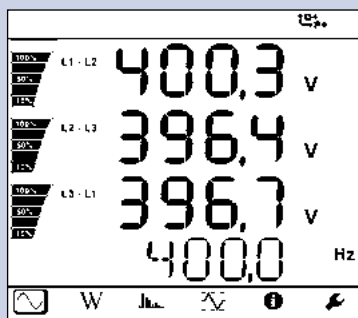
the measurement, energy metering and communication functions.

They offer users all the necessary measurements for successful energy efficiency projects and monitoring of your electricity distribution system.

The PEL100 family of energy meters makes it simple to add metering and measurement points in electrical cabinets where most of the space is already occupied. Because they are magnetic, they can be set up very easily in any cabinet and do not cause any obstruction once the cabinet door is closed.

Functions:

- RMS frequency, voltage and current
- VA, W and var power values
- VAh, Wh (source, load) and varh (4 quadrants) energy values, total energy
- $\cos \varphi$, $\tan \Phi$ and power factor (PF)
- Crest factor
- THD calculated for currents and voltages
- Harmonics up to the 50th order for currents and voltages
- DC, 50 Hz, 60 Hz and 400 Hz measurements
- RMS AC or AC+DC
- Display on LCD screen
- Recording of measurements and calculation results on SD card
- Automatic recognition of the sensor type connected
- Large number of network types: split-phase, three-phase with or without neutral, etc.
- USB and Bluetooth communication
- Software for data transfer, real-time communication with a PC and report generation



SPECIFICATIONS:

Models	PEL102	PEL103
Technical specifications		
Display	Without	Triple digital display
Installation types	Single-phase, split-phase, three-phase with or without neutral and many other specific configurations	
Accuracy class	0.2 %	
Electrical Specifications		
Number of channels	3 voltage inputs / 3 current inputs (calculation of neutral current)	
Network frequency	50 Hz, 60 Hz & 400 Hz	
Voltage range	0 to 1,000 V AC and DC	
Current sensors supported	MN93 2 to 240 A _{AC} MN93A 0.005 A _{AC} to 5 A _{AC} / 0.1 A to 120 A _{AC} C193 3 A to 1,200 A _{AC} AmpFLEX™ A193 & MiniFLEX MA193 100 mA to 10,000 A _{AC} PAC93 10 A to 1,000 A _{AC} / 10 A to 1,400 A _{DC} E3N 50 mA to 10 A _{AC/DC} / 100 mA to 100 A _{AC/DC}	
Voltage ratio / Current ratio	Up to 650,000 V / up to 25,000 A	
Calculated measurements		
Power	10 W to 10 GW / 10 var to 10 Gvar / 10 VA to 10 GVA	
Energy	up to 4 EWh / 4 Evarh / 4 EVAh (*)	
Phase	Cos φ, tan Φ, PF	
Harmonics	up to the 50th order	
Complementary functions		
Phase order	Yes	
Min / Max	Yes	
Mounting	Magnet, hook	
Recording		
Sampling / Acquisition rate / Aggregation	128 S/period - 1 measurement per second - from 1 min to 60 min	
Memory	SD card (SD-HC up to 32 GB)	
Communication	Bluetooth (Class 2), Ethernet, USB	
Power supply	110 V - 250 V (+10 %, -15 %) at 50-60 Hz & 400 Hz	
Safety	IEC 61010 600 V CAT IV – 1,000 V CAT III	
Mechanical Specifications		
Dimensions	256 x 125 x 37 mm without sensor	
Weight	900 g	950 g
Casing	IP54 , UL (pending)	

(*) E = exa = 10¹⁸

STATE AT DELIVERY:

One PEL 102 or PEL 103 power and energy logger:

- 4 measurement leads (straight banana / straight banana – 3 m long – black)
- 4 crocodile clips (black)
- 1 SD card (2 GB)
- 1 set of rings and inserts (for ends of leads and current sensors)
- 1 mains cable
- 1 USB cable (Type A / Type B)
- 1 Multifix mounting systems
- 1 operating manual (on CD)
- 1 bag
- 1 safety datasheet
- PEL Transfer PC software
- 1 quick start-up guide
- 1 SD MN adapter (depending on model)

REFERENCE TO ORDER:

PEL102 Logger without current sensors	P01157152
PEL103 Logger without current sensors	P01157153

ACCESSORIES:

DataVIEW® software	P01102095
Bag No 23	P01298078
Leads/clamps kit	P01295476
Set of id. rings/inserts	P01102080
5 A box	P01101959
MN93 clamp	P01120425B
MN93A clamp	P01120434B
C193 clamp	P01120323B
PAC93 clamp	P01120079B
AmpFLEX™ A193-450 mm clamp	P01120526B
AmpFLEX™ A193-800 mm clamp	P01120531B
Mini-AmpFLEX™ MA193, 200 mm	P01120580
E3N clamp	P01120043A
E3N adapter	P01120081
Multifix	P01102100Z
Mains power cable	P01295174



FRANCE
Chauvin Arnoux
 190, rue Championnet
 75876 PARIS Cedex 18
 Tel: +33 1 44 85 44 38
 Fax: +33 1 46 27 95 59
 export@chauvin-arnoux.fr
 www.chauvin-arnoux.fr

UNITED KINGDOM
Chauvin Arnoux Ltd
 Unit 1 Nelson Ct, Flagship Sq, Shaw Cross Business Pk
 Dewsbury, West Yorkshire - WF12 7TH
 Tel: +44 1924 460 494
 Fax: +44 1924 455 328
 info@chauvin-arnoux.co.uk
 www.chauvin-arnoux.com

MIDDLE EAST
Chauvin Arnoux Middle East
 P.O. BOX 60-154
 1241 2020 JAL EL DIB - LEBANON
 Tel: +961 1 890 425
 Fax: +961 1 890 424
 camie@chauvin-arnoux.com
 www.chauvin-arnoux.com

 **CHAUVIN
ARNOUX**
GROUP